

# Artillery School – Test of Knowledge

## Part 2 – Muzzle Loading Artillery Nomenclature Test

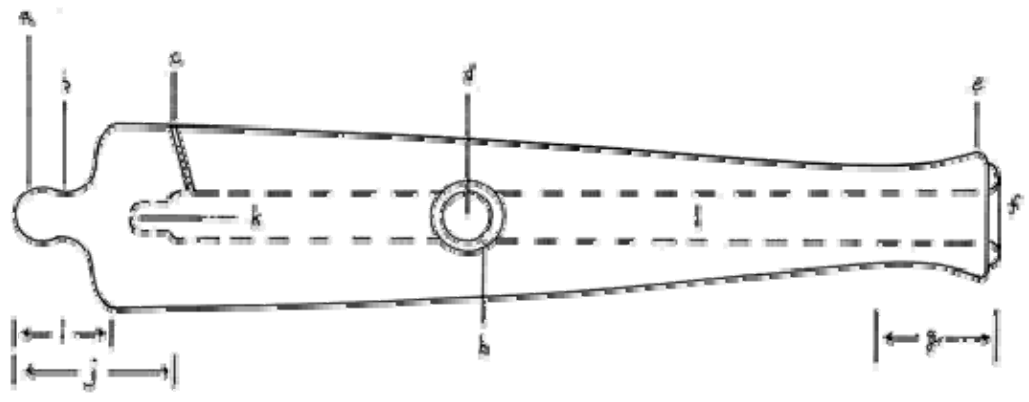
### General Artillery Nomenclature

1. What are the two Branches of Artillery Service? \_\_\_\_\_  
\_\_\_\_\_
2. What are the two types of Field Artillery and with what parts of the Army did they serve?  
\_\_\_\_\_
3. How are Smooth Bore Cannons denoted? \_\_\_\_\_
4. What are the most common materials used for Smooth Bore Cannons? \_\_\_\_\_
5. Give two examples of Smooth Bore Cannons. \_\_\_\_\_  
\_\_\_\_\_
6. How are Rifled Cannons denoted? \_\_\_\_\_
7. What are the most common materials used for Rifled Cannons? \_\_\_\_\_
8. Give two examples of Rifled Cannons. \_\_\_\_\_  
\_\_\_\_\_
9. Name the four most common types of Ordnance fired from Field Artillery. \_\_\_\_\_  
\_\_\_\_\_
10. What is the danger of using Chain Shot. \_\_\_\_\_  
\_\_\_\_\_
11. What is the typical size of a Battery? \_\_\_\_\_  
\_\_\_\_\_
12. What is the minimum size of a Battery? \_\_\_\_\_

13. Name the two most common types of fuses. \_\_\_\_\_  
 \_\_\_\_\_

14. What is the difference between Limber and a Caisson? \_\_\_\_\_  
 \_\_\_\_\_  
 \_\_\_\_\_

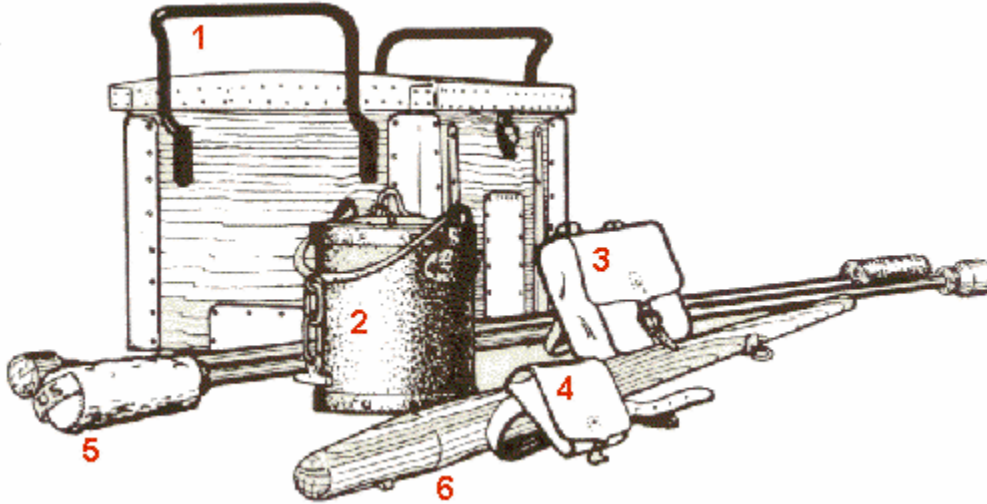
**Nomenclature of The Gun**



**Name the parts of the Gun labeled above. Choose from the words at the right.**

- |    |       |              |
|----|-------|--------------|
| a. | _____ | bore         |
| b. | _____ | breech       |
| c. | _____ | casable      |
| d. | _____ | chamber      |
| e. | _____ | knob         |
| f. | _____ | muzzle       |
| g. | _____ | muzzle face  |
| h. | _____ | muzzle swell |
| i. | _____ | neck         |
| j. | _____ | rimbase      |
| k. | _____ | trunnion     |
| l. | _____ | vent         |

## Nomenclature of The Implements



Name the Implements labeled above. Choose from the words at the right.

- |          |                     |
|----------|---------------------|
| 1. _____ | Gunners Haversack   |
| 2. _____ | Handspike           |
| 3. _____ | Limber Box          |
| 4. _____ | Primer Tube Pouch   |
| 5. _____ | Rammers and Sponges |
| 6. _____ | Water Bucket        |

### General Questions:

1. What is the Prolonge? \_\_\_\_\_  
\_\_\_\_\_

2. What are the two Buckets that are used, what are they for, and on what do they hang? \_\_\_\_\_  
\_\_\_\_\_  
\_\_\_\_\_

What is the Thumbstall? \_\_\_\_\_  
\_\_\_\_\_

What is the Tampion? \_\_\_\_\_  
\_\_\_\_\_

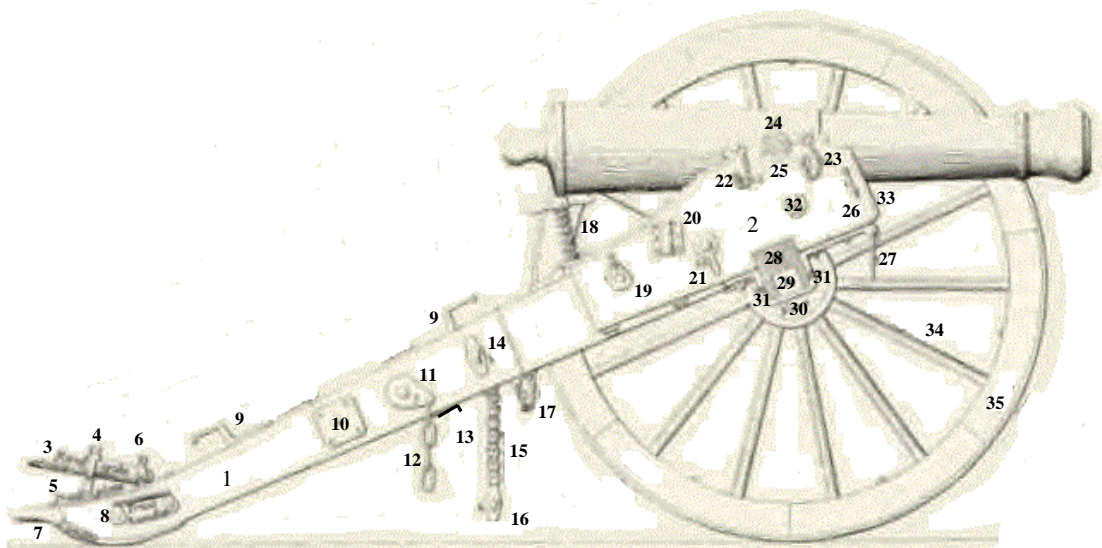
What is the difference between a Worm and a Sponge? \_\_\_\_\_

What is a Vent Pick? \_\_\_\_\_

What is a Gimlet. \_\_\_\_\_

### Nomenclature of The Carriage

*Carriage Profile.*

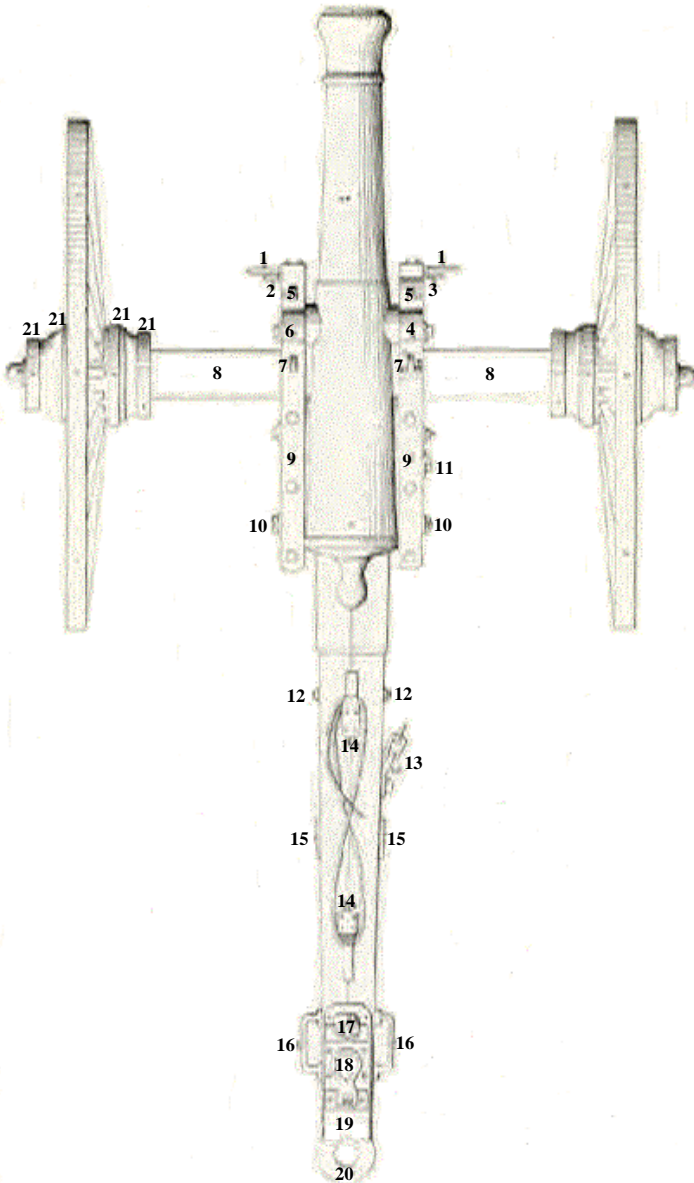


Name the Parts of the Carriage labeled above. Choose from the words on the right.

1. \_\_\_\_\_ Assembling Bolt
2. \_\_\_\_\_ Axle Body (wood)
3. \_\_\_\_\_ Axle Tree (Iron)
4. \_\_\_\_\_ Cap-Square
5. \_\_\_\_\_ Cap-Square Chain
6. \_\_\_\_\_ Cap-Square Key Chain and Key
7. \_\_\_\_\_ Cheek
8. \_\_\_\_\_ Ear Plate for Sponge Chain Hasp
9. \_\_\_\_\_ Ear Plate to Support Worm. Key Chain and Key.
10. \_\_\_\_\_ Elevating Screw (Head and Handles)
- \_\_\_\_\_ Fellie Tire
- \_\_\_\_\_ Handspike
- \_\_\_\_\_ Handspike Ring
- \_\_\_\_\_ Large Pointing Ring

- |           |                               |
|-----------|-------------------------------|
| 11. _____ | Linstock Socket               |
| 12. _____ | Lock Chain Bolt and Eye Plate |
| 13. _____ | Lunelle                       |
| 14. _____ | Nave                          |
| 15. _____ | Part of the Lock Chain        |
| 16. _____ | Prolonge Hooks                |
| 17. _____ | Small Pointing Ring           |
| 18. _____ | Spoke                         |
| 19. _____ | Sponge and Rammer Stop        |
| 20. _____ | Sponge Chain                  |
| 21. _____ | Sponge Chain Hasp             |
| 22. _____ | Sponge Hook                   |
| 23. _____ | Stock                         |
| 24. _____ | Trail Handles                 |
| 25. _____ | Trail Plate                   |
| 26. _____ | Trunnion Plate                |
| 27. _____ | Trunnion Plate                |
| 28. _____ | Under Strap                   |
| 29. _____ | Washer Hook for Handspike     |
| 30. _____ | Washer Hook for Lock Chain    |
| 31. _____ | Wheel Guard Plate             |
| 32. _____ |                               |
| 33. _____ |                               |
| 34. _____ |                               |
| 35. _____ |                               |

*Carriage Top.*



**Name the Parts of the Carriage labeled left.  
Choose from the words below.**

1. \_\_\_\_\_
2. \_\_\_\_\_
3. \_\_\_\_\_
4. \_\_\_\_\_
5. \_\_\_\_\_
6. \_\_\_\_\_
7. \_\_\_\_\_
8. \_\_\_\_\_
9. \_\_\_\_\_
10. \_\_\_\_\_
11. \_\_\_\_\_
12. \_\_\_\_\_
13. \_\_\_\_\_
14. \_\_\_\_\_
15. \_\_\_\_\_
16. \_\_\_\_\_
17. \_\_\_\_\_
18. \_\_\_\_\_
19. \_\_\_\_\_
20. \_\_\_\_\_
21. \_\_\_\_\_

Axle Body  
 Cap-Square  
 Eye plates and Hasps to Support Sponge  
 Hand Spike Rings  
 Head of Chin Bolt  
 Head of Key Bolt  
 Large Pointing Ring  
 Linstock Socket  
 Lock Chain. Eye Plate and Bolt  
 Lunelle  
 Nave Bands

Prolonge Hooks and Prolonge  
 Right Sponge Hook  
 Small Pointing Ring  
 Sponge and Worm Hooks  
 Trail Handles  
 Trail Plate  
 Trunnion (Cap-Square Removed)  
 Trunnion Plates  
 Washer Hook for Handspike  
 Wheel Guard Plates